


# Basic Fractions

This game is played like the memory match card game that many children are familiar with. It is designed to reinforce their understanding of basic fractions.



## Materials:

Fraction cards and shape cards (pages 2-5)

## Set up:

Copy the cards on card stock so students cannot see through the paper.



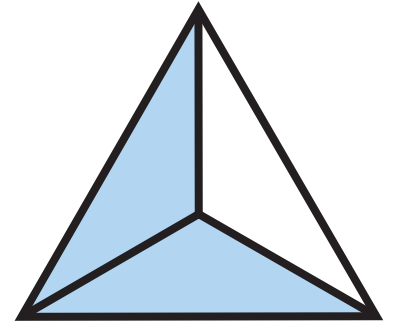
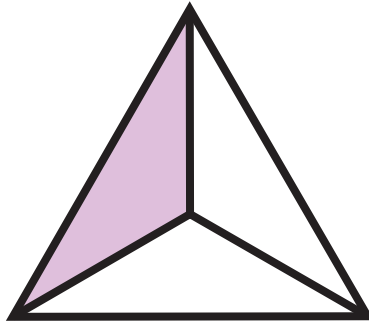
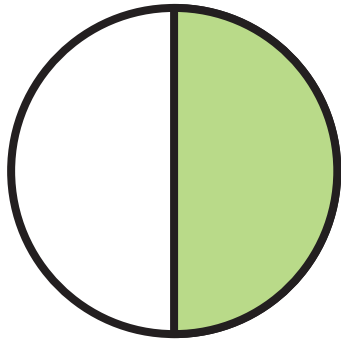
card to the card with the same fraction illustrated by a shape that is partially filled in.

example: The " $\frac{1}{2}$ " card matches the card with half a circle filled in.

Player 1 flips two cards. If the cards match, he or she gets to keep both cards. If the cards do not match, then the cards are flipped back upside-down.

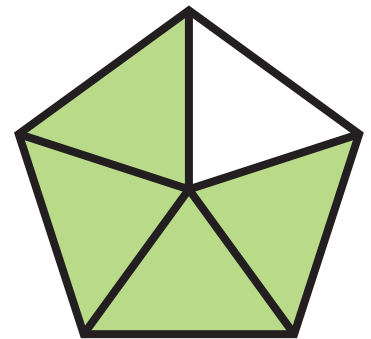
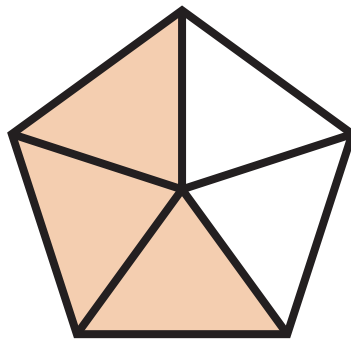
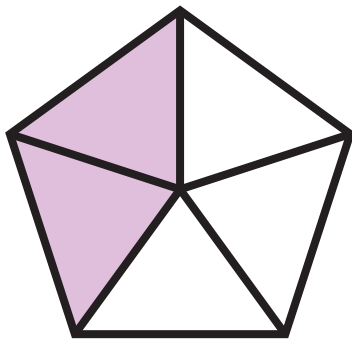
Then player 2 gets a turn to try to flip matching cards. Players alternate until all cards have been removed from the game.

When the game is over, the player with the most cards is the winner.



# Preview

Please log in to download  
the printable version of this worksheet.



$$\frac{1}{2}$$

$$\frac{1}{3}$$

$$\frac{2}{3}$$




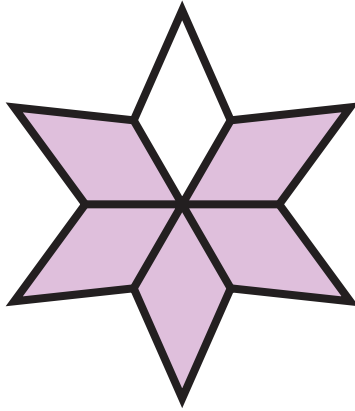

# Preview

Please log in to download  
the printable version of this worksheet.

$$\frac{2}{5}$$




$$\frac{3}{5}$$

$$\frac{4}{5}$$



# Preview

Please log in to download  
the printable version of this worksheet.



$$\frac{1}{6}$$

$$\frac{5}{6}$$

$$\frac{1}{7}$$



# Preview

Please log in to download  
the printable version of this worksheet.

$$\frac{5}{7}$$

$$\frac{6}{7}$$

$$\frac{1}{8}$$